


# Table of Contents

INTRODUCTION ..... page 4



**FACT 1** **One dollar used to buy a lot more** ..... page 6

**FACT 2** **This bill is not made of paper** ..... page 8

**FACT 3** **The dollar hides many groups of 13** ..... page 10

**FACT 4** **This bill is really hard to fake** ..... page 12

**FACT 5** **There are 11 billion bucks in the world** ..... page 14

**FACT 6** **The dollar bill honors an American hero** ..... page 16

**FACT 7** **These bills are actually magnetic** ..... page 18

**FACT 8** **Dollars do not last forever** ..... page 20

**FACT 9** **A dollar can be a coin, too** ..... page 22

**FACT 10** **Not all singles are worth one dollar** ..... page 24

ACTIVITY ..... page 26

TIMELINE ..... page 28

GLOSSARY ..... page 30

INDEX ..... page 31

ABOUT THE AUTHOR ..... page 31

FACTS FOR NOW ..... page 32



A young girl with brown hair and a surprised expression, her mouth wide open and hands near her face, is the central focus. She is wearing a teal shirt. The background is a dense, overlapping pile of one-dollar bills, with some bills appearing to be in motion or falling. The entire scene is set against a purple background with a pattern of white stars.

## Introduction

Dollars are the money we use in the United States. Workers are paid with dollars. Shoppers buy things with dollars. And U.S. dollars are one of the most popular **currencies** in the world.

Do you want to learn more fascinating facts about dollar bills? Then read on!

# Activity

## Washington Wings


Follow the instructions below to fold a dollar bill into a glider.




- 1** Place a dollar bill facedown.



- 2** Fold the bill in half so the two short ends align at top.



- 3** Fold the dollar bill in half again so the short ends align at top.



- 4** Unfold the bill so that it is folded in half again. Fold the bill in half lengthwise, from right to left.



- 5** Unfold the bill so that it is folded in half again.



- 6** Fold the top corners down toward the crease at the middle.



- 7** Fold along the center crease.



- 8** Fold the wings down equally on either side. Then push them up a little so they stick out straight from either side.



# Timeline



The United States is formed.



The U.S. Constitution is approved. It allows the government to make coin money.



The Civil War begins. The U.S. government creates bills to help pay for the war.

The Civil War ends.

1776

1788

1794

1861

1862

1865

1963

American colonists use money from a number of countries.



The first dollar coin is made.



The first dollar bill is issued.



The modern design of the one-dollar bill is set. It has not changed much since.

## Glossary

- **counterfeit** (KOWNT-uh-fit): make a fake copy that looks almost like the real thing



- **currencies** (KUR-uhn-seez): forms of money used in a country



- **inflation** (in-FLAY-shun): general increase in prices



- **magnetic** (mag-NET-ik): acting like a magnet, a piece of metal that attracts certain other metals, such as iron



## Index

- |                         |                      |                              |
|-------------------------|----------------------|------------------------------|
| 1862 dollar 25          | lifespan 20          | serial number 25             |
| colonies 11             | magnetic 18-19       | thirteen 10-11               |
| Constitution 17         | movies 13            | threads 12-13                |
| counterfeit 12          | owl 11               | two-dollar bill 15           |
| currencies 4, 7, 17     | paper 8-9, 13        | vending machine 18-19        |
| design 9 11, 13, 17, 21 | prices 7             | Washington, George 16-17, 21 |
| dollar coin 22-23       | printing 9, 13       | Washington, Martha 17        |
| inflation 7             | rare bills 24-25     |                              |
| ink 13, 18-19           | Revolutionary War 17 |                              |
| large bills 23          | Sacagawea 23         |                              |

## About the Author

Chris Jozefowicz was a scientist who studied things like chicken, frog, and fish brains before he started writing. Since then, he has authored a variety of books and articles for young readers. He lives in Louisville, KY, with his family. He still has a crisp \$2 bill from 1976 that his grandmother gave him for his birthday.